MONOCHROME

COLORING SOLUTION GUIDE

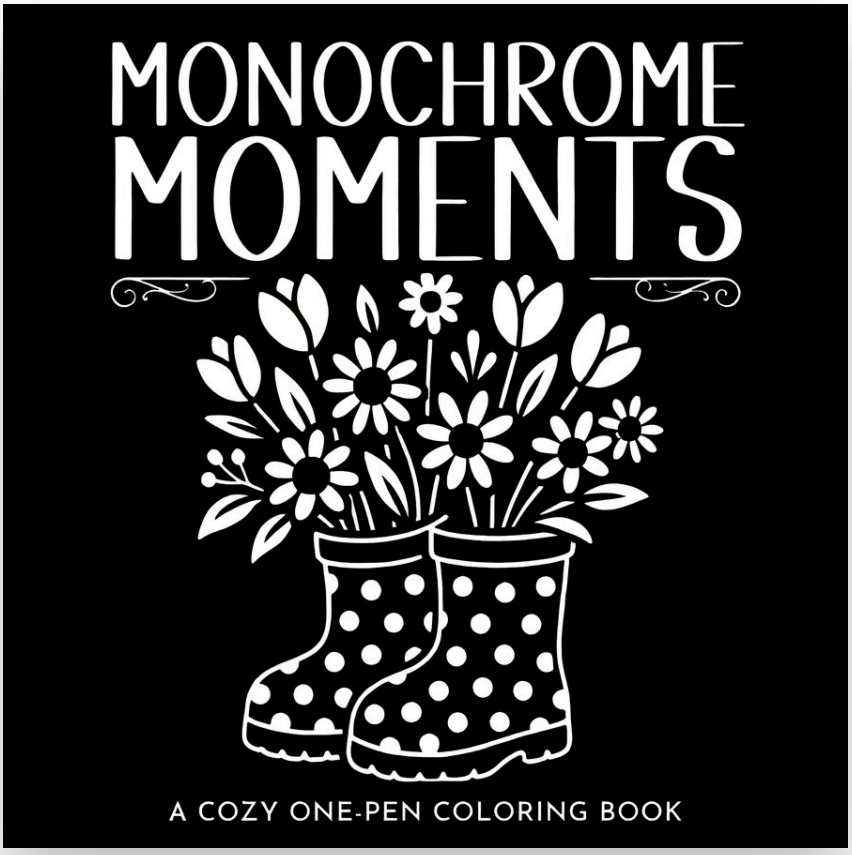


# Monochrome Moments

*Every page, shown two ways.*

BY MAISIE BLOOM

WELCOME

# Two ways to finish every page.

Inside, you'll find every page from *Monochrome Moments* shown two ways:

**OPTION 1**

Fill the objects. Leave the background white for a light, airy page.

**OPTION 2**

Fill the background. The objects stay white for a bold, dramatic page.

Use this guide when you're not sure which shapes to fill, or as inspiration for which style to try. There's no right or wrong. Pick the one that feels relaxing today, and come back tomorrow to try the other.

*Happy coloring,*
Maisie Bloom

OPTION 1

OPTION 2









OPTION 1

OPTION 2









| OPTION 1 | OPTION 2 |
| --- | --- |
|  |  |
|  |  |

OPTION 1

OPTION 2









OPTION 1




OPTION 2








OPTION 1



OPTION 2








OPTION 1

OPTION 2









OPTION 1

OPTION 2









OPTION 1

OPTION 2









OPTION 1

OPTION 2









OPTION 1

OPTION 2









OPTION 1

OPTION 2









OPTION 1



OPTION 2







OPTION 1




OPTION 2








OPTION 1

OPTION 2









OPTION 1

OPTION 2

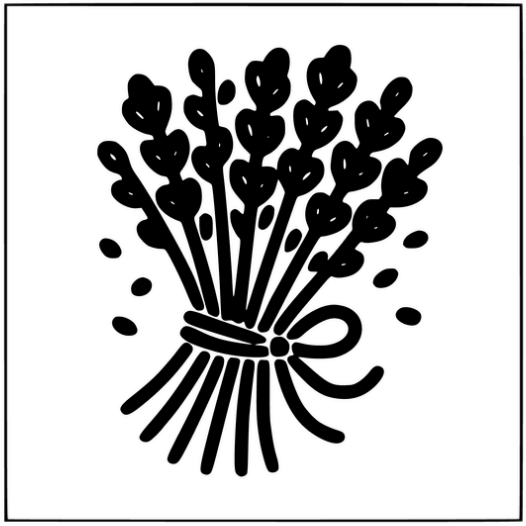







OPTION 1

OPTION 2









## OPTION 1



## OPTION 2



KEEP COLORING

## Pair it with Monochrome Japan.

The same one-pen style,
a whole new mood.
On Amazon now.

→



MONOCHROME




FREE GIFT

## 12 free Tarot coloring pages.

Try our newer paper-cut style. Twelve Major Arcana cards, each one a bold silhouette you finish with one pen.

Scan to get yours, or visit
**discovermonochrome.com/free**

---

THE MONOCHROME COLLECTION

## Forty silhouette scenes. One pen each.



Grimm



Alice



Nutcracker



Odyssey

AVAILABLE ON AMAZON · DISCOVERMONOCHROME.COM